



NEW ZEALAND PONY CLUBS ASSOCIATION INC.

Rule Changes – October 2009

All rules are effective immediately with the exception of the Horse Trial rule relating to the length of the whip for ponies and hacks in the dressage test up to and including pre training level.

Certificate Rules

Rule 5 – be amended to read

Candidates for an exam must have passed the previous exam. Exception; Older riders who join Pony Club, aged 12yrs and over, do not have to sit D certificate. They may sit D+ and on passing, gain D and D+ certificates. If they do not pass D+ but meet the requirements of D, this certificate would be awarded.

Note: special provision re having passed the previous exam for the B Horse Management and H exam.

Dressage Rules

Contents – update accordingly

Rule 5 - Scoring - be amended to read

.....To arrive at the team score, the best four scores are added together.....

Rule 19(b) – Form of Area Trials - add

(v) Four Dressage Tests – best three accumulated placings

Rule 42(i) - Dress - be amended to read

'Dress and Saddlery Inspection Refer to Appendix A'.

Rule 43 – Whips - be amended to read

A whip total maximum length of 120cm (including flapper) for horses, and 100cm (including flapper) for ponies may be carried in all Pony Club Dressage events including the NZPCA Teams Dressage Championship Event. Upon arrival on the showground, only the rider when riding, walking, leading or lunging a horse (lunge whip allowed), is allowed to carry a whip (maximum 120cm for horses or 100cm for ponies) anywhere on the showground. The groom may also walk, lead and lunge a horse as above. Other parties are allowed to carry a whip, provided it is not in connection with the training of the horse.

Rule 44(c)(i) – Saddlery and Equipment – add new #12

12. The rotary ball joint type bit.

Rule 44(c) - Saddlery and Equipment – add new rule

(iii) The minimum diameter of snaffle bits for ponies is 10mm. The diameter of the mouthpiece is measured adjacent to the rings or the cheeks of the mouthpiece.

Rule 44(f) - Saddlery and Equipment – be amended to read

.....Only single direct side reins or double sliding side reins – 'triangle' (solely when lunging only with one lunge line)

Rule 44(h) - Saddlery and Equipment - - be amended to read

'Dress and Saddlery Inspection Refer to Appendix A'.

Appendix A – amended to read

1. DRESS AND SADDLERY INSPECTION AT AREA TRIALS

It is the responsibility of the competitors that their dress & saddlery are in accordance with the rules. Dress and saddlery will be inspected before each Test and after being passed no change will be made. Competitors with unsafe or forbidden gear will replace it and be ready to start on time under the penalty of elimination. It is

also the responsibility of the competitor to make sure that his gear has been inspected to the satisfaction of the Gear Inspector before starting. Failure to do so entails elimination.

2. **DRESSAGE AND SADDLERY INSPECTIONS AT ALL OTHER COMPETITIONS** could be done at the beginning of the day.
3. **AT THE NZPCA TEAM DRESSAGE CHAMPIONSHIPS a Gear Inspection is not compulsory. If there is no formal gear inspection THE FOLLOWING PROCEDURE WILL APPLY.**
 1. It is the Area and Team Manager' responsibility to ensure that their riders are aware of the NZPCA Dressage Rules – in particular Rule 42 Dress, Rule 43 Whips and Rule 44 Saddlery.
 2. The Appointed Steward(s) will –
 - a) Observe all riders/horses in the schooling and warm up areas.
 - b) Check suspect dress/saddlery
 - c) 'Spot' check riders anywhere anytime during the competition.
 - d) Be available to check gear at riders request.
 3. Contravention of Dress and Saddlery Rules will incur elimination.

Notice to Dressage Riders – Dressage NZ have clarified rules on the colour of riding jackets – Article 480 (August 2009 Bulletin). This only applies to Level 5 and above at Dressage NZ competitions.

Games Rules

Contents – update accordingly

Rule 21(b) - Bits – be amended to read:

An ordinary snaffle in the manufactured condition without any additional covering to or on any part. Provided the mouthpiece is smooth and all parts of the bit coming into the horse's mouth are of the same metal throughout, the following bits only are classified as ordinary snaffles;

- (i) Loose ring snaffle
- (ii) Egg butt snaffle
- (iii) D ring snaffle
- (iv) Egg-butt snaffle with cheeks or Full Spoon Cheek snaffle (or loose ringed Tom Thumb)
- (v) Straight bar snaffle; permitted also with mullen mouth and with egg butt rings
- (vi) Double jointed snaffle with rotating middle piece
- (vii) a,b,c Double jointed snaffle provided there is only one mouthpiece
A Dr Bristol bit, i.e. where the link plate is long, flat and set at an angle, is NOT classed as an ordinary double jointed snaffle
- (viii) Snaffle with upper cheeks only
- (ix) Snaffle with rotating mouthpiece

Vulcanite, rubber and nylon bits are permissible, provided they comply with the above

- (x) No bitless bridles
- (xi) Thin Bits – bits considered to be excessively thin in the mouthpiece will not be accepted; i.e. minimum diameter 14mm hacks, 10mm ponies.

Refer to Appendix 5 for diagrams of permitted snaffle bits.

Game 23 – Newspaper Race – amend to read

EQUIPMENT PER LANE

- 5 folded newspapers.
- 4 10-12cm 'coins' such as preserving jar lids or plywood discs.
- 1 mailbox, 1.2m x 60cm trestle/door, slotted into two feet to hold it upright, with a mail slot approx. 15cm x 5cm.
- 1 newspaper stand, a drum or upturned litter bin, 45-76cm high. A circular plywood top may be fixed to the upturned litter bin.
- The Team Manager (the paper boy) will stand behind the newspaper stand.

Game 37 – Stepping Stone Dash – amend to read

Six stepping stones will be placed 60cm apart measured from centre to centre of the stone, in a straight line up and down the arena, across the centre line.

EQUIPMENT PER LANE

- 6 stepping stones, 18-20cm high x approx 20cm diameter blocks of wood, or heavy duty plastic flower pots.

Add three new games -

GAME 46 – CARTON RACE

A line of 4 bending poles will be placed 9m apart, the first pole 14m from the start line.

A carton will be placed on each pole.

A bucket will be placed 3m behind the changeover line in line with the bending poles.

1. All four riders will start behind the start/finish line.
2. On the start signal, No 1 will race to collect a carton from any pole and continue to drop it into the bucket. He will then return across the start/finish line.
3. No's 2, 3 and 4 continue in the same way.
4. The winning team will be the one whose No 4 is first across the finish line correctly mounted.
5. Cartons dropped, bending poles or buckets knocked over must be picked up or re-set by the rider concerned, who may dismount to do so.
6. Riders do not have to bend through the poles

EQUIPMENT PER LANE

4 bending poles, 1.2-1.5m high

4 cartons, cylindrical 1 litre plastic detergent bottles with the necks cut off.

1 10 litre plastic bucket

GAME 47 – MUG SHUFFLE

A line of 4 bending poles will be placed 9m apart, the first pole 14m from the start line.

A mug will be placed on pole 1 and another on pole 3.

1. Numbers 1 and 3 will start behind the start/finish line. No's 2 and 4 will start behind the changeover line.
2. On the start signal, No 1 will race to pole 1, collect the mug and place it on pole 2. He will continue to pole 3 and move the mug to pole 4, then continue across the changeover line.
3. No 2 will ride to pole 4, collect the mug and place it on pole 3. He will then remove the mug from pole 2 and place it on pole 1 and continue across the start/finish line.
4. No.'s 3 and 4 continue in the same way.
5. The winning team will be the one whose No 4 is first across the finish line, correctly mounted.
6. If a mug is dropped during an attempt to place it onto a pole, the rider may dismount to collect it and may place it while dismounted.
7. The rider must remount before continuing to the next pole.
8. Poles knocked over must be replaced before proceeding.

EQUIPMENT PER LANE

4 bending poles, 1.2-1.5m high.

2 plastic or tin mugs.

GAME 48 – RUN AND RIDE

A line of 5 bending poles will be placed 9m apart, the first pole 14m from the start line.


1. All four riders will start behind the start/finish line.
2. Numbers 1 and 3 begin dismounted and No's 2 and 4 begin mounted.
3. On the signal to start, No1 will run beside the poles to pole 5 leading his pony, turn around the pole before mounting and riding back across the start/finish line.
4. No 2 will ride to pole 5 and dismount BEFORE turning around the pole and running back across the start/finish line leading his pony.
5. No's 3 and 4 will continue in the same way.
6. The winning team will be the one whose No 4 is first over the finish line leading his pony.
7. No 3 must remain mounted behind the 6m line until No 2 has crossed the start/finish line.
8. Pole 5 must remain upright at ALL times.
9. Ponies must be led by the nearest rein only.

EQUIPMENT PER LANE


5 bending poles, 1.2-1.5m high.

APPENDIX 5
Snaffle Bits permitted for NZPCA Team Mounted Games


Provided all parts of the bit coming into contact with the horse's mouth are the same metal throughout.



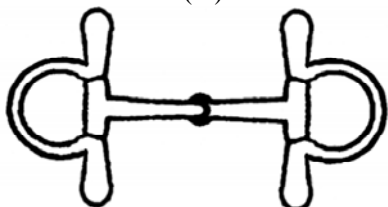
(i)




(ii)




(iii)




(iv)



(v)




(vi)




(vii)a



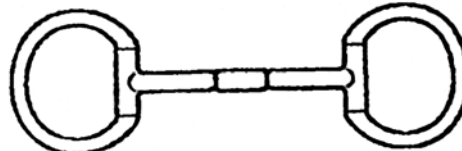
(vii)b



(vii)c



(viii)



(ix)

Permitted bits:

- (i) Loose ring snaffle
- (ii) Egg-butt snaffle
- (iii) D-ring snaffle
- (iv) Egg-butt snaffle with cheeks or Full Spoon Cheek snaffle (or loose ringed Tom Thumb)
- (v) Straight bar snaffle; permitted also with mullen mouth and with egg-butt rings
- (vi) Double jointed snaffle with rotating middle piece
- (vii) a, b & c Double jointed snaffle provided there is only one mouthpiece

A Dr Bristol bit, i.e. where the link plate is long, flat and set at an angle, is NOT classed as an ordinary double jointed snaffle

- (viii) Snaffle with upper cheeks only
- (ix) Snaffle with rotating mouthpiece

Vulcanite, rubber and nylon bits are permissible, provided they comply with the above.

Horse Trials Rules

Contents – update accordingly

Rule 9(b)(iv) – Association Horse Trials Committee - Responsibilities new rule
Confirm Chief Cross Country Judge and an Assistant Cross Country Judge.

Rule 9(b)(v) – Association Horse Trials Committee - Responsibilities new rule
Appoint a Chief Steward and Assistant Steward(s) and all other rules to be re numbered. The Chief Steward and Assistant Steward(s) are to be appointed from the ESNZ Stewards list.

(Renumber existing (iv), (v), (vi), (vii) and (viii) accordingly)

Rule 10(b)(iii) – Championship Organising Committee - Responsibilities add after ...on one site.
The Chief Judges for the Show Jumping and the Cross Country must be current and on the respective ESNZ Judges list. The Assistant Cross Country Judge may come from either the ENZ Judges list or the NZPCA HT TD's panel.

Rule 33 'Dismounting and Falls' and Rule 34 'Forbidden Assistance' be deleted in their entirety. The content of rules 33 and 34 can be found under rules 47(c) and 47(d) - (renumbered from 49(c) and 49(d))

(Renumber existing rules 35 to 56 inclusive accordingly).

Rule 33(h) – be amended to read (renumbered from 35(h))
At Championships, Area Trials and at Training level a whip may be carried only in the Cross-country and Show-jumping tests.....not exceed 75cms.

Rule 34 (a)(3) - be amended to read (renumbered from 36(a)(3))

Provided the mouth piece is smooth, the following types of snaffles are permitted:

- 1 Ordinary snaffle with double jointed Mouthpiece
 - 2 Ordinary snaffle with jointed mouthpiece
 - 3 D-Rind or Racing snaffle (Not permitted as part of double bridle)
 - 4 Egg-Butt Snaffle
 - (a) with cheeks (Tom Thumb)
 - (b) without cheeks
 - 5 Other type of snaffle with cheeks (Fulmer)
 - 6 Snaffle with upper cheeks only
 - 7 Rubber, leather or plastic snaffle (unjointed)
 - 8 Rubber, leather or plastic snaffle
 - 9 Hanging cheek snaffle
 - 10 Ordinary snaffle with double jointed mouthpiece with lozenge
 - 11 Ordinary snaffle with double jointed mouthpiece
 - 12 Unjointed wavy plastic or rubber snaffle (not steel)
 - (a) without cheeks
 - (b) with cheeks
 - 13 Halfmoon or Mullen Mouth snaffle
 - 14 Straight Bar Snaffle
 - 15 Ordinary snaffle with rotating mouthpiece
- (Refer to Eventing NZ Rule Book for illustrations of permitted snaffle bits.)

Rule 34 (a)(4) - be amended to read (renumbered from 36(a)(4))
Vulcanite, rubber, leather and nylon are permissible

Rule 35 – Dress and Saddlery Inspection - be amended to read (renumbered from 37)
It is the responsibility of the competitors that their dress and saddlery are in accordance with the rules. Dress and Saddlery will be inspected before each test and after being passed no change will be made. Competitors with unsafe or forbidden gear will replace it and be ready to start on time under penalty of elimination. It is the responsibility of the rider to make sure that his gear has been inspected to the satisfaction of the Gear Inspector before starting. Failure to do so entails elimination. Any horse presented at the start of any test bearing evidence of misuse of whip or spurs will be reported to the Chief Judge who may eliminate them. All bandages in the cross-country test must be stitched to the satisfaction of the Gear Inspector. Boots with velcro fastenings are not required to be stitched.

AT THE NZPCA HORSE TRIALS TEAMS CHAMPIONSHIPS a Gear Inspection is not compulsory. If there is no formal gear inspection, refer to Appendix B for the Procedure.

Rule 54(j) – Whips - be amended to read (renumbered from 56(j))

A whip no longer than 100cm for ponies and 120cm for hacks including lash may be carried in the dressage test up to and including pre training levels'. (Please note – this rule comes into effect 1 January 2010)

Appendix B – GEAR CHECK

add before 'Instructions and Checklist for Gear Inspectors'

PROCEDURE at NZPCA HORSE TRIALS TEAMS CHAMPIONSHIPS

1. It is the Area and Team Manager's responsibility to ensure that their riders are aware of the NZPCA Horse Trials rules - in particular Rule 35 Dress, and Rule 36 Saddlery.
2. The Appointed Steward(s) will:
 - a) Observe all riders/horses in the schooling and warm-up areas.
 - b) Check suspect dress/saddlery.
 - c) 'Spot' check riders anywhere, anytime during the competition.
 - d) Be available to check gear at riders request.
3. Contravention of Dress and Saddlery Rules will incur elimination.

DRESSAGE TEST:

Check rider has.....

No whip. Exception - a whip no longer than 100cm for ponies and 120cm for hacks including lash may be carried up to and including pre training levels. (Please note – this rule comes into effect 1 January 2010)

Delete - The allowed bitswith only one mouthpiece. Replace with Bits – see rule 36(a)(3) and (4).

New Appendix I – Stewards to read

"Stewards: At HT National Championships a Chief Steward, and such assistant stewards as are necessary, will be appointed. The Chief Steward will be appointed from the ESNZ Stewards list. The Stewards are responsible to ensure the general welfare of the horses and in particular to assist the TD and the Chief Judges of each Test in ensuring that the rules regarding exercise, warming up are adhered to. The Steward will also randomly check any rider's attire and the horse's saddlery and equipment to ensure they adhere to the governing rules. A Steward must be present whenever the practice obstacles are being used, and accompany any horse selected for random drug testing. The stables / yards and truck park area may be patrolled by Stewards in a random manner. Any incident noted that is outside the rules will be reported to the Chief of the Ground Jury"